

LIMITLESS™


Touch Light with Power Bank & Mirror

Quick Start Guide



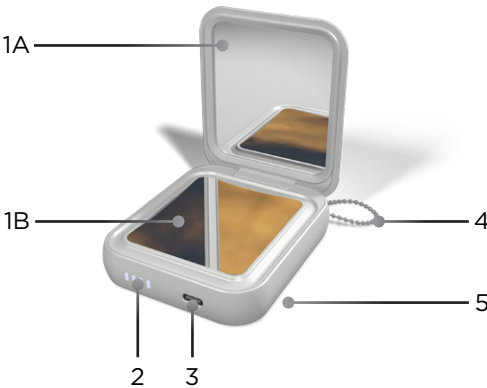
WHAT'S INCLUDED

- (1) Touch Light with Power Bank & Mirror
- (1) 12in Type-C Charging Cable with Lightning & Micro Adapters
- (1) 24in Type-C to USB Charging Cable
- (1) Ball Chain



COMPONENTS

1. Dual Compact Mirror:
 - A. Cover: 1x Magnification
 - B. Base: 5x Magnification
2. 4x LED Indicator Lights
3. Type-C Port (Input/Output)
4. Carrying Strap
5. Capacitive Touch on Aluminum Sides



TECH SPECS

Model: LIM-TLPBM-XXX

Battery Capacity: 4,000mAh

Recharging Time (From 0%): ±4 Hours

Light: LED | 54 Total Lumens

Light Auto Shut-Off: 20 Seconds

Dual Mirrors - Magnification: 1x & 5x

Type-C Port (Input/Output): 5V/2.4A

Dimensions: 3.46 in x 2.95 in x 0.94 in

Weight: 5.92 oz (0.37 lbs)

Material: ABS Plastic & Aluminum

Scan to learn more about using the features of your Touch Light:



GETTING STARTED

The Touch Light will arrive with a partial charge. It is recommended to charge the battery to 100% upon arrival and after each use.

CHARGING THE POWER BANK

1. Plug the included 24in Type-C to USB Charging Cable into the Type-C Port of the Touch Light.
2. Plug the opposite end of the Charging Cable into a USB power source (not included). The Touch Light will begin to charge and the 4x LED Indicator Lights will display the current battery level. The LED Indicator Lights will blink while charging.



LED INDICATOR LIGHT	CHARGE REMAINING
	1-25%
	26-50%
	51-75%
	76-100%

USING THE LED LIGHT

The LED light is activated by simply touching the Aluminum sides of the Touch Light. Capacitive touch will only be activated by a hand, not other inanimate objects.

NOTES:

- The LED light will automatically shut off:
- After 20 seconds of inactivity.
 - When using the Power Bank.
 - When the Compact Mirror is open.

USING THE COMPACT MIRROR

Flip open the top of the unit to expose the compact mirrors.

LIMITLESS™

LimitlessInnovations.com
Support@LimitlessInnovations.com
(855) 843-4828

Limitless Innovations, Inc.
4800 Metalmaster Way
McHenry, IL 60050

© Limitless Innovations, Inc.



@LimitlessInnovations



/LimitlessInnov



/LimitlessInnov



/LimitlessInnov



Limitless Innovations

Designed in USA. Made In China.

USING THE POWER BANK

Select your charging method and connect a compatible charging cable to the Touch Light and into the charging port on a device. The device will automatically begin to charge.

COMPATIBILITY

Micro Cable: Compatible with select Tracfones, Speakers, Cameras, Power Banks, and More

Lightning Cable: Compatible with iPhones, AirPods, & Most Apple Devices

Type-C Port (Input/Output): Compatible with newer devices by Samsung, Microsoft, Google, LG, Huawei, select Apple iPads (2018 and newer), select Tracfones, and More




RECHARGING A DEVICE

How to Use the 12" 3-In-1 Type-C to Type-C Charging Cable

*The Type-C Tip is the power source. The Lightning and Micro adapters will **NOT** charge anything without being connected to the Type-C Tip. See Figure A.

1. Choose the charging adapter that is compatible with your device.
2. If your device uses the Type-C Adapter, connect it directly to the device.
3. If your device uses the Lightning or Micro adapters:
 - A. You must insert the Type-C Tip into the bottom of the adapter.
 - B. Once the Type-C is connected to the respective adapter, plug the adapter into the device.
4. Connect the USB Plug on the Charging Cable to a USB Charging Port on the Touch Light. The device will now begin to charge.



SAFETY INFORMATION

By using the Limitless Touch Light, you hereby agree that Limitless Innovations, Inc., an Illinois corporation and its affiliates ("Limitless") shall have no liability for any losses associated with property damage, personal injury or loss of life that are incurred by you or by any third party in connection with or relating in any manner whatsoever to your use of the Limitless Touch Light. By using the Limitless Touch Light, you hereby agree at all times to comply fully with all safety warnings, operating instructions, and general safety information in this user manual. By using the Limitless Touch Light, you further agree to hold harmless Limitless, (and Limitless' officers, directors, shareholders and

WARNING

- employees) in connection with any losses sustained by you (including, without limitation, losses arising in whole or in part from property damage, personal injury or loss of life) relating in any manner whatsoever to your use of the Limitless Touch Light.
- The Limitless Touch Light is **NOT** a toy and should be kept away from children.
 - Do **NOT** use the Limitless Touch Light near a magnetic or electric field.
 - Do **NOT** use the Limitless Touch Light in direct sunlight or extreme heat for extended periods of time.
 - Do **NOT** use the Limitless Touch Light if it has been damaged and/or modified.
 - Do **NOT** subject the Limitless Touch Light to harsh chemicals.

WARNING

- Do **NOT** submerge the Limitless Touch Light or its accessories in water.
- Do **NOT** insert any foreign objects into the openings or port of the Limitless Touch Light.
- Do **NOT** charge the Limitless Touch Light in high humidity conditions.
- Do **NOT** attempt to replace the battery as it is a non-serviceable part.
- Do **NOT** attempt to disassemble, repair, or open the Limitless Touch Light or its accessories in any way.
- Do **NOT** paint or apply coatings to the Limitless Touch Light as you might affect moving parts or damage internal components.
- Do **NOT** use third party power supplies or non-approved adapters with the Limitless Touch Light.
- Batteries should be recycled or disposed of, as per state and local guidelines.

AIR TRAVEL

- You may carry the Touch Light on an airplane. Do **NOT** travel with the Touch Light in your checked baggage.

For more information, visit:
<https://www.faa.gov/travelers>

All rights reserved. Limitless™ is a trademark of Limitless Innovations, Inc. Design and specifications subject to change without notice. Products may vary from images shown. Accessories sold separately.