


Beautiful, shiny curls –
without all the effort.




15PA013611

Curl Styler



Hair goes in.



Curl comes out.

Hair is automatically drawn into the Tourmaline Ceramic curl chamber where it is gently held, timed, and heated from all directions to effortlessly form a perfect curl.

Open to release a beautiful, free-flowing curl.

Repeat to create curl after curl.

See other side for complete instructions to get the perfect curl every time.

Curl Styler

Follow these steps for beautiful, shiny curls.

Step 1

Before starting make sure the temperature indicator light has stopped blinking.
Curl chamber must be facing towards your head.





Step 2

Place 1/2 in. to 1 in. section of hair in hair guide where you want curl to begin.

Step 3

Close handle, hair will be automatically drawn into the curl chamber.



Step 2

Place 1/2 in. to 1 in. section of hair in hair guide where you want curl to begin.

Creates Different Style Curls

CURL TYPE	TEMP. CONTROL	TIMER
Loose Curls	LOW	8 or 10
Medium Curls	MEDIUM	10
Tight Curls	HIGH	10 or 12



Looser Curls



Medium Curls



Tighter Curls

For All Hair Lengths And Types

| 30 second instant heat | 3 heat settings | 3 time settings | High performance heater
| Auto beep indicator | Safety tangle feature | Sleep-mode function | Motion detect
| Auto off | Includes easy twist barrel cleaner | United States Patents: D717,000;
8,607,804; 8,869,808; 8,651,118; 8,733,374 and other U.S. and foreign patents pending