

Thank you for purchasing an AeroBed® product. You can expect top-notch quality, innovation and imagination from every product. You are about to enjoy the comfort of an AeroBed® product. It is your responsibility to read and always follow the safety, care and maintenance instructions. Always instruct and supervise others on your bed's proper use, maintenance and safety.

## IMPORTANT SAFETY INFORMATION AND WARNINGS

When using an electrical furnishing, basic precautions should always be followed, including the following: Read all instructions before using (this furnishing).

### DANGER

To reduce the risk of electric shock:

- Always unplug from outlet when not in use and before cleaning.

### WARNING

This is an electrical product - not a toy. To avoid risk of fire, burns, injury, or shock:

- Unplug from outlet before putting on or taking off parts.
- Close supervision is necessary when this product is used by, or near children, invalids, or disabled persons.
- Use this product only for its intended use as described in these instructions. Do not use attachments not recommended by the manufacturer.
- Keep the cord away from heated surfaces.
- Never operate the furnishing with the air openings blocked. Keep the air openings free of lint, hair, and the like.
- Never drop or insert any object into any opening.
- Do not use outdoors.
- Do not operate where aerosol (spray) products are being used or where oxygen is being administered.
- To disconnect, press control to "off" position, then remove plug from outlet.
- Never operate this product if it has a damaged cord or plug, if it is not working properly, if it has been dropped or damaged, or dropped into water.
- Do not attempt to disassemble, repair, or service the pump. No serviceable parts are contained inside. Contact The Coleman Company, Inc. at 3600 North Hydraulic, Wichita, KS 67219, 1-800-835-3278 or TDD 1-316-832-8707 in the United States or Sunbeam Corporation (Canada) Limited, DBA Jarden Consumer Solutions at 20B Hereford Street, Brampton ON L6Y 0M1, 1-800-387-6161 in Canada for repair and service center information.

### WARNING

- Product is for indoor use only. Do not use outdoors. For Household/Residential Use Only.
- This furnishing has not been evaluated for flammability or cigarette ignition resistance.

### WARNING

- Bed supports a maximum weight of: Twin - 300 lbs. maximum weight, this bed is intended for 1 person; Full - 450 lbs. maximum weight (300 lbs. max per person), this bed is intended for 1-2 people; Queen/King - 600 lbs. maximum weight (300 lbs. max per person), this bed is intended for 1-2 people.
- This is not a water toy. Use as a mattress only.
- This bed is not designed for use by children 3 years of age and younger or any persons with limited mobility as they could suffer serious or fatal injury through suffocation, falling from or rolling off the bed or becoming trapped.
- Use on flat surfaces only. Bed may tip over on uneven surfaces.
- Inflate bed fully. Partially inflated mattresses can cause suffocation.
- Remove all sharp objects from area where bed will be set up and used. Do not use this bed on abrasive surfaces or near pointed/sharp items or surfaces. Bed may puncture.
- Do not step or jump on bed or use as a trampoline.
- This bed is made of plastic and therefore may melt or burn if it comes in contact with any flame or heat source. Do not place it near or against heaters, open flame, or other hot objects.
- If the bed is very cold, allow it to warm up to room temperature before inflating.
- Pump is not intended for continuous use. Pump may stop working or overheat if it is used for extended periods of time. Do not use pump continuously for more than 5 minutes. To avoid excessive heat build-up in pump, let it rest for 5 minutes between complete inflation cycles.

## SAVE THESE INSTRUCTIONS

### SERVICING OF DOUBLE-INSULATED PRODUCTS

In a double-insulated product, two systems of insulation are provided instead of grounding. No grounding means is provided on a double-insulated product, nor is a means for grounding to be added to the product. Servicing a double-insulated product requires extreme care and knowledge of the system, and is to be done only by qualified service personnel. Replacement parts for a double-insulated product must be identical to the parts they replace.

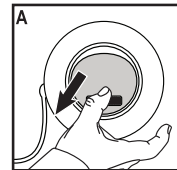
### INFLATION

**NOTE: BED MUST BE AT ROOM TEMPERATURE PRIOR TO INFLATING OR IT MAY CAUSE AIR LEAKS.**

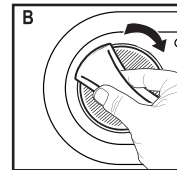
1. Place your rolled-up bed on the floor or other surface free of obstructions or sharp objects.
2. Before inflation, make sure flapper inside valve is closed (see figure A). If not, pull red bar firmly to close. Then, twist valve cover securely on. (see figure B).
3. Plug into any standard polarized 120 VAC electrical outlet. North American Electrical rating: 120 VAC 60 Hz 1.2 A (Note: 230 VAC product sold outside of North America). To reduce the risk of electric shock, this furnishing has a polarized plug (one blade is wider than the other - see figure E). This plug will fit into a polarized outlet only one way. If the plug does not fit fully in the outlet, reverse the plug. If it still does not fit, contact a qualified electrician to install the proper outlet. Never use with an extension cord unless the plug can be fully inserted. Do not attempt to defeat this safety feature.
4. Click button on control wand to "on" position (see figure F). Bed will begin to inflate automatically.
5. Once indicator light signals red when bed is full (see figure G), click button on control wand to "off" position (see figure F).
6. Lie on bed and check the firmness. If you want your bed to be softer, push button on cap (see figure C). If the bed becomes too soft, turn switch to "on" on control wand. Once desired firmness is achieved, press switch to "off."
7. **This bed is equipped with auto reset. If run continuously for more than 5 minutes, pump will reset. Unplug and shut off. Wait 15 minutes before turning pump on to adjust firmness.**

### DEFLATION AND STORAGE

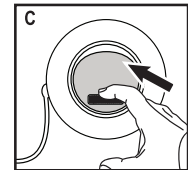
1. Open the Rapid Release valve cover and press the rubber flapper inside the valve to the locked open position to release the air (see figure D).
2. Fold sides of bed into the center along its length (see figure H). Tightly roll your bed towards the valve.
3. Place folded up cord on left side of pump with cord plug exposed just outside edge of bed and capture in final roll up of bed (see figure I).
4. Roll the bed completely until all air is expelled. When the bed is completely rolled, turn valve cap clockwise until it is locked in place.
5. Slide the duffel bag over your bed. Store your bed and pump until its next use.



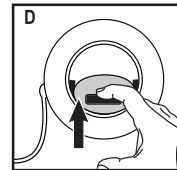
Pull red bar firmly to close flapper valve



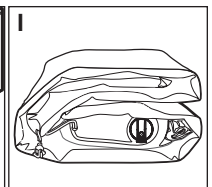
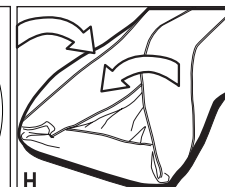
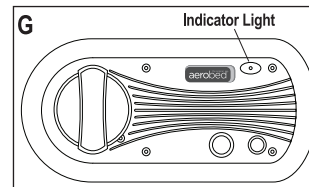
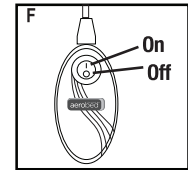
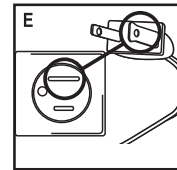
Twist valve cover back on



Tap red bar gently for desired firmness



Deflating - Push flapper valve open into locked position



## CARE AND MAINTENANCE

1. Inspect your bed prior to each use.
2. Keep your bed away from any sharp objects or obstacles with rough edges. Large cuts or snags may not be repairable and will not be covered by your bed warranty.
3. We recommend that you do not let the plush surface of your AeroBed® mattress get wet. Repeated exposure to water or other liquids may cause damage to the plush surface that will not be covered by your warranty. Should liquid come in contact with the plush surface, blot liquid dry and use a damp cloth to remove any stain. Let surface air dry completely.
4. You may clean the PVC on the sides and bottom of your bed with a mild dishwashing detergent or household cleaner. Do not use strong chemicals or other compounds. Allow your bed to air dry completely after cleaning and before storing.

## LIMITED EXPRESS WARRANTY

The Coleman Company, Inc. ("us") warrants to the original purchaser ("you") that this AeroBed ("product") is guaranteed against defects in materials and workmanship for the following periods: pump and valve, two (2) years from date of purchase; mattress, one (1) year from date of purchase.

OUR EXCLUSIVE OBLIGATION, AND YOUR SOLE AND EXCLUSIVE REMEDY UNDER THIS LIMITED WARRANTY OR OTHERWISE SHALL BE THE REPAIR OR REPLACEMENT OF ANY PRODUCT OR PARTS WHICH MAY PROVE DEFECTIVE UNDER THE CONDITIONS OF NORMAL USE DURING THE WARRANTY PERIOD. IN THE EVENT THE PRODUCT OR PARTS CANNOT BE REPAIRED OR REPLACED, YOU SHALL RECEIVE A PRODUCT OF COMPARABLE VALUE AT OUR EXPENSE. THIS WARRANTY IS NON-TRANSFERABLE, AND IS VALID FOR THE FIRST, ORIGINAL PURCHASER FROM AN AUTHORIZED DEALER OF AEROBED® PRODUCTS. THIS LIMITED WARRANTY GIVES YOU SPECIFIC LEGAL RIGHTS, AND YOU MAY ALSO HAVE OTHER RIGHTS WHICH VARY FROM STATE TO STATE.

## EXCLUSIONS

Our obligation under this limited express warranty shall not apply if our inspection shows:

- A. That the product has been used for other than normal indoor sleeping purposes.
- B. Any product or part has been damaged by alteration.
- C. Any product or part has been subject to accident, misuse, abuse or has been operated contrary to our written instructions.

## WARRANTY REDEMPTIONS

You must obtain an authorization from us before returning a defective product. Call us at 1-800-835-3278 or TDD 1-316-832-8707 in the United States or 1-800-387-6161 in Canada for a return authorization. The product should be carefully packaged and delivered postage or delivery charges prepaid at the address set forth above. You are responsible for all damages incurred in shipping.

## WARRANTY DISCLAIMER

EXCEPT FOR THE LIMITED EXPRESS WARRANTY SET FORTH IN THIS SECTION AND IMPLIED WARRANTIES FOR THE DURATION OF THE EXPRESS WARRANTY, SELLER MAKES NO EXPRESS OR IMPLIED REPRESENTATIONS. ALL CLAIMS AGAINST US MUST BE BROUGHT WITHIN ONE (1) YEAR FROM THE TIME THEY ARISE. SOME STATES DO NOT ALLOW LIMITATIONS ON HOW LONG AN IMPLIED WARRANTY LASTS, SO THE ABOVE DISCLAIMER MAY NOT APPLY TO YOU.

## LIMITATION OF LIABILITY

TO THE FULLEST EXTENT PERMITTED BY LAW, SELLER SHALL NOT BE LIABLE FOR INDIRECT, SPECIAL, INCIDENTAL OR CONSEQUENTIAL DAMAGES WITH RESPECT TO THE SALE OF USE OF THE PRODUCTS, INCLUDING ANY LOST REVENUES, LOSS OF USE OR LOST PROFITS, REGARDLESS OF THE THEORY BY WHICH ANY CLAIM MAY BE BASED, INCLUDING ANY TORT, TANGIBLE PROPERTY DAMAGE OR STATUTORY CAUSES OF ACTION. NOTWITHSTANDING THE TERM OF ANY LIMITED OR IMPLIED WARRANTY, OR IN THE EVENT THAT ANY LIMITED WARRANTY FAILS OF ITS ESSENTIAL PURPOSE, IN NO EVENT WILL OUR ENTIRE LIABILITY TO YOU EXCEED THE PURCHASE PRICE ACTUALLY PAID BY YOU FOR THE PRODUCTS, OR ANY DEFECTIVE OR NONCONFORMING PORTION THEREOF, WHICHEVER IS THE LESSER AMOUNT.

SOME STATES DO NOT ALLOW THE EXCLUSION OR LIMITATION OF INCIDENTAL OR CONSEQUENTIAL DAMAGES, SO THE ABOVE LIMITATION OR EXCLUSION MAY NOT APPLY TO YOU.

THIS AGREEMENT AND ANY CLAIMS AND DISPUTES BETWEEN THE PARTIES SHALL BE GOVERNED BY AND SUBJECT TO THE INTERNAL LAWS (EXCLUSIVE OF THE CONFLICTS OF LAW PROVISION) AND DECISIONS OF THE COURTS OF THE STATE OF KANSAS. THE EXCLUSIVE VENUE AND JURISDICTION FOR ALL CLAIMS AND DISPUTES SHALL BE THE STATE OR FEDERAL COURT LOCATED IN WICHITA, KANSAS.

## Please write us or call us with any comments or questions:

For products purchased in the United States: The Coleman Company, Inc. at 3600 North Hydraulic, Wichita, KS 67219 U.S.A. 1-800-835-3278 or TDD 1-316-832-8707

For products purchased in Canada: Sunbeam Corporation (Canada) Limited, DBA Jarden Consumer Solutions at 20B Hereford Street, Brampton ON L6Y 0M1, 1-800-387-6161

**The Coleman Company, Inc. neither assumes nor authorizes any representative or other person to assume any obligation or liability other than those expressly set forth herein.**

© 2014 The Coleman Company, Inc. All rights reserved. 3600 North Hydraulic Wichita, KS 67219 U.S.A.

Made in China

[www.aerobed.com](http://www.aerobed.com)