

# FREQUENTLY ASKED QUESTIONS

## DO YOU TREAT LIKE CACTUS?

Adenium obesum, is also known as Sabi Star, Kudu or Desert-rose. It is native to tropical and subtropical eastern and southern Africa and Arabia. While some Adenium do grow in extremely arid deserts, it does not necessarily follow that they need to be wedged in a rock crevice and constantly deprived of water. Many xerophytes evolved from tropical species that adapted to aridity rather than migrated as the forest retreated due to climatic change. Adeniums are apparently among these, and most of the them have not lost their affinity for more moist growing conditions in summer which stimulates their growth a lot.

Water them as if they were coleus or tomato plants while they're growing in hot weather, but as if they were delicate, rot-prone cacti during winter. Adeniums are extremely susceptible to rot when watered too frequently during cool weather or if chronically waterlogged at any season. Use of a well-drained potting medium prevents most rotting problems.

## CAN THEY BE GROWN INSIDE YEAR ROUND?

Although Adenium is a popular houseplant in temperate regions it requires a sunny location outside in summer. When nights stay above 50 degrees place your plants outside and leave them there all summer long- the hotter and sunnier the better. The point is they like a change in day to night temperatures to grow and bloom properly. When temperatures drop below 50 degrees in the autumn, bring your plants inside. If you live where nights rarely drop below 40 to 50 degrees, you can leave your plants outside year round.

## WHAT SIZE AND TYPE OF CONTAINER IS BEST?

Adenium like pots that allow their soil to dry rapidly and to allow room for their swollen base or caudex to expand. These plants prefer a shallow pot as opposed to a deep pot. They prefer a wide pot as opposed to a narrow pot. They do best in clay or ceramic as opposed to plastic. Try to avoid letting a catch dish ever sit with water in it to prevent rotting out. It is recommended to use an eight inch wide pot that is no deeper than four inches. This is a typical cactus type pot.

## IF A MATURE PLANT SUDDENLY BEGINS TO SHRIVEL AT THE BASE AND LOOSE LEAVES?

More than likely it stayed too wet in cool weather. Try to salvage by making a cutting. Propagation by cutting is easy. Cut end shoots and let dry for a day or two. Dip in rooting hormone if available. Be careful of the sap. Stick shoots into a pot of moist soil, and provide bottom heat from a heat mat. Keep soil slightly moist but not soggy.

# FIRST THINGS FIRST...

When your plant arrives from Roberta's, remove from the shipping box immediately.

Remove plastic bag and sleeve from around potted plant(s). Discard any packing material clinging to the leaves or soil. Pull away any yellow or brown leaves that may have occurred during transit. If you can not plant it into garden or larger pot within a few days, water lightly when the soil is dry.

When ready to plant, do the job as early in the day as possible to avoid extreme soil temperatures that prevent proper water uptake from the roots. Water them in well and whisper a few words of wisdom.



## Our Warranty (Annuals and Tropical Plants)

We aren't happy if you aren't happy. If you have any questions regarding your order please call us at 1-800-428-9726 during the hours of 8:30am and 4:30pm EST.

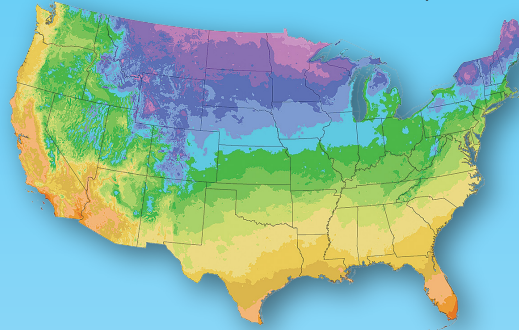
You can email questions to us at:  
[plantquestions@robertasinc.com](mailto:plantquestions@robertasinc.com).

If your bulbs, cuttings etc. do not sprout, or your plant dies within 90 days from the date of shipment, we will send you a replacement free of charge. We cannot accept responsibility for losses due to extreme weather or neglect. Simply call us at the above toll free number or fill out the plant replacement form on our website at [www.robertasinc.com](http://www.robertasinc.com).

Roberta's will replace it with a similar or comparable plant at no charge. If your replacement is not available or it is too late in the season to ship, it will ship the following year.

Neither the retailer nor any other company involved in the sale or promotion of this product is a co-warrantor of this plant warranty.

## Plant Hardiness Zone Map



# ROBERTA'S GARDENS

## PLANTING AND GROWING GUIDE



## Sabi Star Sahara Desert Gemini Rose (Adenium hybrids)




1-800-428-9726

Monday – Friday 8:30AM – 4:30PM EST

Thank you  
for bringing us into your home

[www.robertasinc.com](http://www.robertasinc.com)

Roberta's, P.O. Box 368, Waldron, IN 46182



# QUICK REFERENCE PLANTING GUIDE

LIGHT/SUN EXPOSURE:	Full to Partial
USDA HARDINESS ZONES:	10-11
PLANT TYPE	Annual, Tropical, Indoor
PLANTING DISTANCE:	24-36 inches
MATURE HEIGHT/SPREAD:	Height - 1-3' / 6" per year Spread - 1-2'
BLOOM TIME:	Summer - Winter by Second Year
PLANTING INSTRUCTIONS:	Plant using Cactus mix or Succulent mix that drains well. Use wide and shallow pot - 8in wide/4in deep pot - is recommended. Follow planting guide for depth, water and best placement for your desert rose.

# PLANTING GUIDE

<b>1</b> STEP	Remove plastic bag and sleeve from around potted plant(s). Discard any packing material clinging to the leaves or soil. Pull away any yellow or brown leaves that may have occurred during transit. If you can not plant it into a larger pot within a few days, water lightly when soil is dry.
<b>2</b> STEP	These plants prefer a shallow and wide pot. We recommend an 8 inch ceramic or clay pot that is no deeper than 4 inches (a cactus type pot). Please avoid using plastic pots. When replanting make sure to use a quick draining cactus type potting mix and do not plant deeper than original soil line. Try not to disturb roots when transplanting. Immediately water your plant until water is seen coming through the bottom of the pot. Please avoid letting a catch dish ever sit with water in it to prevent rotting out.
<b>3</b> STEP	When nights stay above 50 degrees place your plants outside and leave them there all summer long- the hotter the better. They like full sun in the summer though partial sun is fine too.
<b>4</b> STEP	In the winter inside the home, place in sunny location and water only once every two weeks. <b>Keep away from cold drafts.</b>
<b>5</b> STEP	It is normal to lose a few leaves in the first couple weeks after transplanting.

# CONTINUING CARE

## POTTED PLANTS

Adenium prefer pots that allow their soil to dry rapidly and to allow room for their swollen base or caudex to expand. We recommend an 8 inch clay or ceramic pot that is no deeper than 4 inches, a typical cactus type pot. You may re-pot your desert rose every year or two to larger size pot if desired; however, it may remain in shallow 8 inch pot forever.

When nights stay above 50 degrees place your plants outside and leave them there all summer long- the hotter and sunnier the better. The point is they like a change in day to night temperatures to grow and bloom properly. When temperatures drop below 50 degrees in the autumn, bring your plants inside and place near a sunny window. Avoid areas of the home prone to cold drafts. If you live where nights rarely drop below 40 to 50 degrees, you can leave your plants outside year round.

## SOIL AND FERTILIZATION

They like cactus mix the best. Otherwise bagged potting mixes for houseplants that will drain well work fine too. Most garden centers carry various brand names with perlite, vermiculite, soil and sand. To promote more flowers use a well balanced fertilizer like Roberta's Flower Magic Plant Food (M7503) once a week April through October. They enjoy leaf feeding as often as you like.

## GARDEN PREPARATION

If you live where it rarely dips below 45 degrees, they may be planted directly into the garden if you live in zones 10-11; this may be done as soon as you'd like. If your soil is clayish amend it with a standard garden soil for adequate drainage. Plant no deeper than original soil line. Place in a sunny location.

## PLANTING SPACING

Space them 2 to 3 feet apart in the garden.

## PLANT HEIGHT AND WIDTH

These can grow 6 inches per year up to 3 feet tall and 1 to 2 feet wide.

## WATER

During the summer months when they are outside in the full sun, they need regular watering. With a quick draining potting mix, water the desert rose when the soil feels almost completely dry when you insert your finger into the soil. Water until moisture drips from bottom of the pot and make sure to empty pot's drip tray after every watering. Indoors in the winter water as if they were delicate, rot-prone cacti during winter. Adeniums are extremely susceptible to rot when watered too frequently during cool weather or if chronically waterlogged at any season. Use of a well-drained potting medium prevents most rotting problems.

## FERTILIZER

To promote more flowers use a well balanced fertilizer like Roberta's Flower Magic Plant Food (M7503) once a week April through October. They enjoy leaf feeding as often as you like.

## LIGHTING

Full or partial sun is best in summer. In winter months bright diffused light is more than sufficient.

## BLOOMING

These may bloom in summer of first season, but by second season your established desert rose can bloom from summer through to early winter. Although Adenium is a popular houseplant in temperate regions it requires a sunny location outside in summer. When nights stay above 50 degrees place your plants outside and leave them there all summer long- the hotter and sunnier the better. The point is they like a change in day to night temperatures to grow and bloom properly. When temperatures drop below 50 degrees in the autumn, bring your plants inside. If you live where nights rarely drop below 40 to 50 degrees, you can leave your plants outside year round.

## WINTER SEASON

In the winter inside the home, water only once every two weeks.

## PRUNING

Little or no pruning is necessary. If you do decide to prune a branch that is too long do so in the spring. The plant will emit a milky sap. Let it callous naturally. Your plant will branch into multiple shoots just below the cut.


# ADDITIONAL REFERENCE



Desert Rose shipped as shown in 3.5" pot



Socotra Moon Double Pink in 5th year



Pink Arabian Picotee about 18 months old



Mature Tanzania Nova Red



Swaziland Princess Yellow



Well Established Saraswati White

**CAUTION:** Not all plant material is edible. Though most plants are harmless, some contain toxic substances which can cause headaches, nausea, dizziness, or other discomforts. As a general rule, only known food products should be eaten. In case of ingestion on any other plant or flower, please contact your local poison center at once and advise them of the plant ingested. Keep out of reach of children and pets. If your pet ingested this plant, contact your local veterinarian. If sap from this plants gets on your fingers do not rub your eyes and wash your hands thoroughly.